

# **DEVA MATHA COLLEGE, KURAVILANGAD**

**Affiliated to Mahatma Gandhi University, Kottayam**



## **Add on Report**

**HAND EMBROIDERY AND FABRIC PAINTING**

**Academic Year 2021-22**

## **HAND EMBROIDERY AND FABRIC PAINTING COURSE 2021-2022**

Date:01/08/2021

Collaborating agency inside or outside the institute : Nil

Beneficiaries: Teachers, Non Teaching Staff & Students of Deva Matha College, Alumni, Public

Name of the Coordinator: Dr. Brincy Mathew

Number of participants: 26

Number of students of Devamatha: 5

### **Report**

The Women's Forum of Deva Matha college has organized a course on self employment for the teachers , non teaching staffs , students , alumina & public members .This course is Hand embroidery and Fabric painting course. Dr. Brincy Mathew, Asst. Professor, Research and P.G Department of Malayalam has conducted course. The course was conducted during the months of August, September and October of 2022. Main Tutor of the course was Mrs. Leena Mathew. The classes were in online mode. The course is of 30 hours including both Live (L) and recorded (R) sessions . Based on the course, the students submitted Practical works and participated in an exhibition. We express our sincere gratitude to the Principal, Teachers and Non-teaching staff for their wholehearted cooperation with us.

DEVA MATHA COLLEGE KURAVILANGAD  
WOMEN'S FORUM  
conducts

**CERTIFICATE COURSE  
IN HAND EMBROIDERY & FABRIC PAINTING**

FOR STAFF OF  
DEVA MATHA

ONLINE CLASSES  
ON HOLIDAYS

BEGINS ON  
01-08-2021

Ms. Lina Mathew  
( Instructor )

Dr. Brincy Mathew (course-  
Co ordinator)  
9446442808

## **ADD-ON COURSE IN HAND EMBROIDERY & FABRIC PAINTING-Syllabus**

### **Objectives**

1. To design & practice, motifs, Floral designs, geometrical design and to finish with various decorative stitches
2. Practice of transferring designs to different fabrics .
3. Practice on different types of embroidery works
4. Sketch, paint or embroidery on any types of fabric of your choice from natural to synthetic ones.
5. Create your designs on fabric.

**Theory Duration: 15Hr, Practical Duration: 15Hr**

Modules:4

## **Syllabus:**

### **Module-1 Introduction and Orientation**

#### **Theory Duration:5Hr, Practical Duration:5Hr**

- Recognize tools and materials for different types of embroidery
- Gain knowledge of different types of fabrics, other materials and accessories used in embroidery
- Different types of trims- Thread, thread thickness, shades and sizes
- Types of needles and their suitability
- Gain knowledge about different types of embroidery material and how they differ
  
- Understand the artwork and follow the instructions and design specifications given for the embroidery to be done.
- Analyse and interpret the given design which needs to be embroidered and type of embroidery that is required to be done
- Trace design on fabric/material to be embroidered
- Identify colour combination/usage of thread as per the given design

### **Module-2 Different types of Stitches**

#### **Theory Duration:4Hr, Practical Duration:4Hr**

- Know different categories of basic stitches of hand embroidery- their techniques and application
  
- Different types of stitches-  
Running stitch- Back stitch-Stem stitch-Satin stitch-Kashmiri stitch- Couching stitch- Cross stitch technique- Herringbone stitch- Different type of loop stitches
- Different types of knotted stitches

### **Module-3Embroider decorative designs using a combination of stitches and workstyles**

#### **Theory Duration:3Hr, Practical Duration:3Hr**

Embroidery artwork-Design sample of the embroidered product- select the correct component parts/fabric / material/ tool for embroidery-trace the embroidery design accurately & neatly on the fabric make satin, chain, buttonhole stitches and different types of edges(hem stitch, scallops, lace & rolled hem)-make long and short, shade work, satin and French knot stitches-carry out applique work as per design details- use and combine different hand embroidery techniques to create NM decorative designs

### **Module-4 Fabric painting**

**Theory Duration:3Hr, Practical Duration:3Hr**

**Basic**

Movement of Pencil-Freehand Drawing (Basic)-Shades & Shading-Methods & Materials

**Fabric Painting**

Nature Work-Creative Designs-Figurative Work

**Medium**

Fabric Colours-Pearl Colours-3D & Spray Colours (Optional)

**Art Work**

Freehand Drawing-Pencil Shading-Nature Work-Figurative Work-Creative Designs

**Practical: Assignments, Album Making**

**Course Out Comes**

- 1.The students will be enabled to make hand embroidery and fabric painting works.
- 2.The students will be enabled to prepare a layout for tracing on dress and create embroidery designs
- 3.The students will also learn safe working practices.

**Evaluation Process**

**Written Exam-20 Marks**

**Practical Exam-30Marks**

**Grading**

80-100%-A Grade

60-79%-B Grade

40-59%-C Grade

Below40%-Not Passed

Model Question Paper

Hand Embroidery & Fabric Painting (Theory)

Duration: 30 minutes

Marks: 20

1. The important of hand embroidery is \_\_\_\_\_
  - A) Decorative purpose
  - B) Compulsory
  - C) Domestic purpose
  - D) used in garment industry
2. The use of basic embroidery is \_\_\_\_\_
  - A) Essential
  - B) For stitching purpose
  - C) For fastening
  - D) Eyelets
3. The embroidery used in lucknow is \_\_\_\_\_
  - A) Herring bone
  - B) Mirror Work
  - C) Eyelet work
  - D) kantha work
4. The frame is a must for working different kinds of embroidery stitches \_\_\_\_\_
  - A) Required
  - B) Is of no use
  - C) Used only for Machine embroidery
  - D) Not required
5. Transferring of design is done by \_\_\_\_\_
  - A) Brown paper
  - B) Tracing paper
  - C) Tissue paper
  - D) Velvet Paper
6. Using a thimble for hand embroidery \_\_\_\_\_
  - A) Is choice
  - B) Is must
  - C) To hold needle
  - D) To hold frame
7. The hand needle used for embroidery is \_\_\_\_\_
  - A) 6

- B) 8
- C) 10
- D) 9

8. If we are not looking into our work while doing embroidery our

- 
- A) Eyes will damage
  - B) Ears will damage
  - C) Fingers will damage
  - D) Cloth will damage

9. The tools used for hand embroidery \_\_\_\_\_

- A) use correct frame
- B) Scale
- C) Shears
- D) Pinking scissors

10. For finishing patchwork, we use \_\_\_\_\_

- A) Chain stitch
- B) Blanket stitch
- C) Stem stitch
- D) Herringbone stitch

11. Basic stitch are \_\_\_\_\_

- A) Eyelet
- B) Stem
- C) Satin
- D) Running

12. For enlarging the design by hand the method suitable is

- 
- A) Carbon method
  - B) Tracing method
  - C) Graphic method
  - D) Free hand design

13. Hand embroidery articles are pressed on \_\_\_\_\_

- A) Animals design
- B) Motif
- C) Wrong side of the material
- D) Applique work

14. For high lighting the embroidery thread that is most suitable

- 
- A) DMC thread
  - B) Zari thread
  - C) Anchor 6 strands
  - D) Silk thread

15. For bobbin thread embroidery designs are traced on the

- 
- A) Cord thread
  - B) Sindhi work



- C) Wrong side  
D) Zardosi work
16. In West Bengal the embroidery famous is \_\_\_\_\_  
A) Sindhi Work  
B) Mirror work  
C) Kantha work  
D) Bullion stitch
17. A smaller border designs are suitable for \_\_\_\_\_  
A) Pillow work  
B) Choli work  
C) Pettycoat  
D) Cushion work
18. Big border design is suitable for \_\_\_\_\_  
A) Children Garment  
B) Kurtha  
C) Saree  
D) Pettycoat
19. Geometric design is suitable for \_\_\_\_\_  
A) Frock  
B) Zabras  
C) Cushion cover  
D) Bed spread
20. Eyelets are used for \_\_\_\_\_  
A) Dupatta  
B) Suit  
C) Shirt  
D) Saree petticoat
21. Choose the best frame used for hand embroidery?  
A) Wooden  
B) Plastic  
C) Metal  
D) Glass

Practical 30Marks

1, Draw the pictures and paint

2×10=20





2. Draw the picture & make a Hand embroidery work

1×10=10



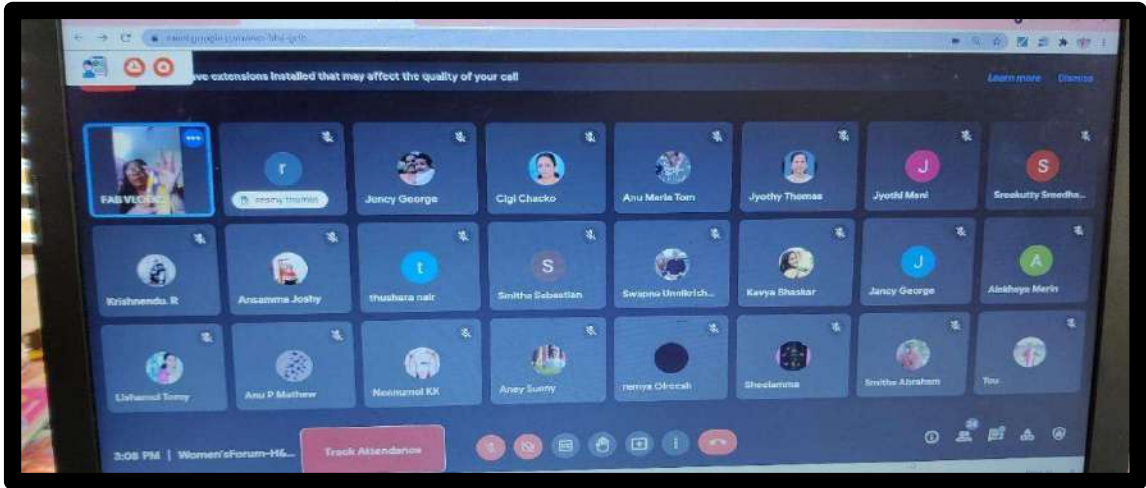
**Deva Matha College Kuravilangad**

**Attendance Sheet - Hand Embroidery & Fabric Painting Programme**

| SI<br>N<br>o. | Name                     | 1 | 2 | 3 | 4 | 5 | 6 | 7 | 8 | 9 | 10 | 11 | 12 | 13 | 14 | 15 | 16 | 17 | 18 | 19 | 20 | 21 | 22 | 23 | 24 | 25 |
|---------------|--------------------------|---|---|---|---|---|---|---|---|---|----|----|----|----|----|----|----|----|----|----|----|----|----|----|----|----|
|               |                          | 1 | 2 | 3 | 4 | 5 | 6 | 7 | 8 | 9 | 10 | 11 | 12 | 13 | 14 | 15 | 16 | 17 | 18 | 19 | 20 | 21 | 22 | 23 | 24 | 25 |
| 1             | DR. ANSAMMA THOMAS       | x | x | x | x | x | x | x | x | x | x  | x  | x  | x  | x  | x  | x  | x  | x  | x  | x  | x  | x  | x  | x  | x  |
| 2             | Ms. ANU P MATHEW         | x | x | A | x | x | x | x | x | x | x  | x  | x  | x  | x  | x  | x  | x  | x  | x  | x  | x  | x  | x  | x  | x  |
| 3             | DR. CIGI CHACKO          | x | x | x | x | x | x | x | x | x | x  | x  | A  | x  | x  | x  | x  | x  | x  | x  | x  | x  | x  | x  | x  | x  |
| 4             | Ms. JENCY MARY GEORGE    | x | x | x | A | x | x | x | x | A | x  | x  | x  | x  | x  | x  | x  | x  | A  | x  | x  | x  | x  | x  | x  | x  |
| 5             | Ms. JYOTHY THOMAS        | x | A | x | x | x | x | x | x | x | x  | x  | x  | x  | x  | A  | x  | x  | x  | x  | x  | x  | x  | x  | x  | x  |
| 6             | DR. LISHAMOL TOMY        | x | x | x | A | x | x | x | x | x | A  | x  | x  | x  | x  | x  | x  | x  | x  | x  | x  | x  | x  | x  | x  | x  |
| 7             | Ms. NEENUMOL K.K         | x | x | x | x | x | x | x | x | x | x  | x  | x  | A  | x  | x  | x  | x  | x  | x  | x  | x  | x  | x  | x  | x  |
| 8             | DR. SMITHA SEBASTIAN     | x | A | x | x | x | x | x | x | x | x  | x  | x  | x  | x  | x  | x  | x  | x  | x  | x  | x  | x  | x  | x  | x  |
| 9             | Ms. SREEKUTTY SREEDHARAN | x | x | A | x | x | x | x | x | x | x  | x  | x  | x  | x  | x  | x  | x  | x  | x  | x  | x  | x  | x  | x  | x  |
| 10            | Ms. ASWATHY T.P          | A | A | x | x | x | x | x | x | x | x  | x  | x  | x  | x  | x  | x  | A  | x  | x  | x  | x  | x  | x  | x  | x  |
| 11            | Ms. JYOTHY V.MANI        | x | x | A | x | x | x | x | x | x | x  | x  | x  | x  | x  | x  | x  | x  | A  | x  | x  | x  | x  | x  | x  | x  |
| 12            | Ms. PRIYA V. JOY         | A | x | x | x | x | A | x | x | x | x  | x  | x  | x  | A  | x  | x  | x  | x  | x  | x  | x  | x  | x  | x  | A  |
| 13            | Ms. REMYA RAJAPPAN       | x | x | x | x | x | x | x | x | x | x  | x  | x  | x  | x  | x  | x  | x  | x  | x  | x  | x  | x  | x  | x  | x  |
| SI<br>N<br>o. | NAME                     | 1 | 2 | 3 | 4 | 5 | 6 | 7 | 8 | 9 | 10 | 11 | 12 | 13 | 14 | 15 | 16 | 17 | 18 | 19 | 20 | 21 | 22 | 23 | 24 | 25 |
|               |                          | 1 | 2 | 3 | 4 | 5 | 6 | 7 | 8 | 9 | 10 | 11 | 12 | 13 | 14 | 15 | 16 | 17 | 18 | 19 | 20 | 21 | 22 | 23 | 24 | 25 |
| 14            | Ms. SMITHA JOSEPH        | x | x | x | x | x | x | x | x | A | x  | x  | x  | x  | x  | x  | x  | x  | x  | x  | x  | x  | x  | x  | x  | x  |
| 15            | Ms. SWAPNA UNNIKRISHNAN  | x | x | A | x | x | x | x | x | x | A  | x  | x  | x  | x  | x  | x  | x  | A  | x  | x  | x  | x  | x  | x  | x  |
| 16            | Ms. THUSHARA             | x | x | x | x | x | A | x | x | x | x  | x  | x  | A  | x  | x  | x  | x  | x  | x  | x  | A  | x  | x  | x  | x  |











## DEVA MATHA COLLEGE KURAVILANGAD

Re-Accredited by NAAC with 'A' Grade

Website: [www.devamatha.ac.in](http://www.devamatha.ac.in), E-Mail: [principaldmek@gmail.com](mailto:principaldmek@gmail.com)



### Certificate

This is to certify that \_\_\_\_\_ has successfully completed the Certificate Programme - *Hand Embroidery & Fabric Painting* with 'A' grade, conducted by the Women's Forum of Deva Matha College Kuravilangad during the academic year 2021-2022.

Kuravilangad  
10/12/2021

Dr. Brincy Mathew  
General Co-ordinator

Dr. Sunil C. Mathew  
Principal



# DEVA MATHA COLLEGE KURAVILANGAD

Re-Accredited by NAAC with 'A' Grade

Website: [www.devamatha.ac.in](http://www.devamatha.ac.in), E-Mail: [principaldmck@gmail.com](mailto:principaldmck@gmail.com)



## Certificate

This is to certify that Kum. Alekheya Merin Thomas has successfully completed the Certificate Programme - *Hand Embroidery & Fabric Painting* with 'A' grade, conducted by the Women's Forum of Deva Matha College Kuravilangad during the academic year 2021-2022.

Kuravilangad  
10/12/2021

*Brincy Mathew*  
Dr. Brincy Mathew  
General Co-ordinator



*Sunil C. Mathew*  
Dr. Sunil C. Mathew  
Principal







**Deva Matha College, Kuravilangad**  
**Kottayam, Kerala, 686633**



**LIST OF PARTICIPANTS IN HAND EMBROIDERY&FABRIC PAINTING PROGRAMMAE**

1. DR. ANSAMMA THOMAS
2. Ms. ANU P MATHEW
3. DR. CIGI CHACKO
4. Ms. JENCY MARY GEORGE
5. Ms. JYOTHY THOMAS
6. DR. LISHAMOL TOMY
7. Ms. NEENUMOL K.K
8. DR. SMITHA SEBASTIAN
9. Ms. SREEKUTTY SREEDHARAN
10. Ms. ASWATHY T.P
11. Ms.JYOTHY V.MANI
12. Ms. PRIYA V. JOY
13. Ms. REMYA RAJAPPAN
14. Ms. SMITHA JOSEPH
15. Ms. SWAPNA UNNIKRISHNAN
16. Ms. THUSHARA NAIR
17. Kum. ALEKHEYA MERIN THOMAS
18. Kum. ANU MARIA TOM
19. Kum. KAVYA MOL A.B
20. Kum. KRISHNENDU R.
21. Kum. AISWARIA P.R



*Deva Matha College, Kuravilangad  
Kottayam, Kerala, 686633*

---

22. Mrs. ANEY SUNNY
23. Mrs. SHEELAMMA MATHEW
24. Mrs. ALEYAMMA PAUL
25. Ms. RESMY THOMAS
26. Mrs. JAYAMMA SHA

Dr. Brincy Mathew

Add-on Course General Coordinator



*Principal*

*Deva Matha College  
Kuravilangad - 686 633*